

Biotinylated Human/Cynomolgus/Rhesus macaque CD28 Protein



Cat. No. CD8-HM428B

Description

Source	Recombinant Biotinylated Human/Cynomolgus/Rhesus macaque CD28 Protein is expressed from HEK293 with His tag and Avi tag at the N-Terminus. It contains Asn19-Pro152.
Accession	P10747
Molecular Weight	The protein has a predicted MW of 18.2 kDa. Due to glycosylation, the protein migrates to 38-55 kDa based on Bis-Tris PAGE result.
Endotoxin	Less than 1EU per µg by the LAL method.
Purity	> 95% as determined by Bis-Tris PAGE

Formulation and Storage

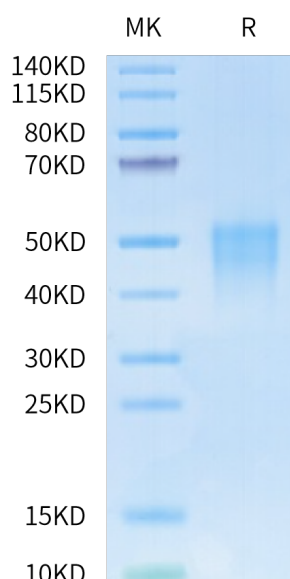
Formulation	Lyophilized from 0.22µm filtered solution in PBS (pH 7.4). Normally 8% trehalose is added as protectant before lyophilization.
Reconstitution	Centrifuge the tube before opening. Reconstituting to a concentration more than 100 µg/ml is recommended. Dissolve the lyophilized protein in distilled water.
Storage	-20 to -80°C for 12 months as supplied from date of receipt. -80°C for 3 months after reconstitution. 2-8°C for 2-7 days after reconstitution. Recommend to aliquot the protein into smaller quantities for optimal storage. Please minimize freeze-thaw cycles.

Background

CD28 is the receptor for CD80 (B7-1) and CD86 (B7-2) proteins. When activated by Toll-like receptor ligands, the CD80 expression is upregulated in antigen presenting cells (APCs). The CD86 expression on antigen presenting cells is constitutive. CD28 is the only B7 receptor constitutively expressed on naive T cells.

Assay Data

Bis-Tris PAGE

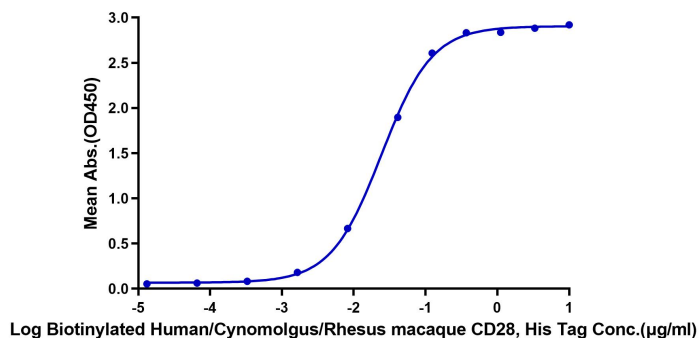


Biotinylated Human/Cynomolgus/Rhesus macaque CD28 on Bis-Tris PAGE under reduced condition. The purity is greater than 95%.

ELISA Data

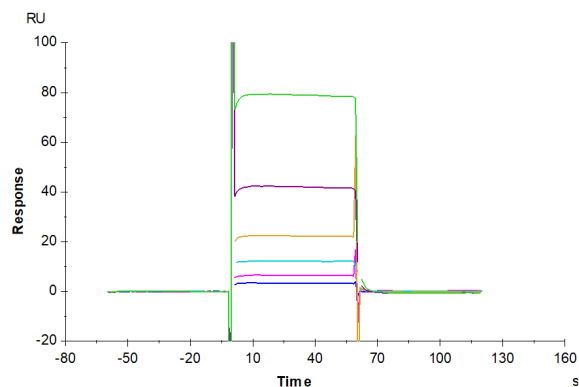
Assay Data

Biotinylated Human/Cynomolgus/Rhesus macaque CD28, His Tag ELISA
0.2µg Anti-CD28 Antibody, hFc Tag Per Well



Immobilized Anti-CD28 Antibody, hFc Tag at 2µg/ml (100µl/well) on the plate. Dose response curve for Biotinylated Human/Cynomolgus/Rhesus macaque CD28, His Tag with the EC50 of 24.4ng/ml determined by ELISA (QC Test).

SPR Data



Human B7-1, hFc Tag captured on CM5 Chip via Protein A can bind Biotinylated Human/Cynomolgus/Rhesus macaque CD28, His-Avi Tag with an affinity constant of 41.59 µM as determined in SPR assay (Biacore T200).